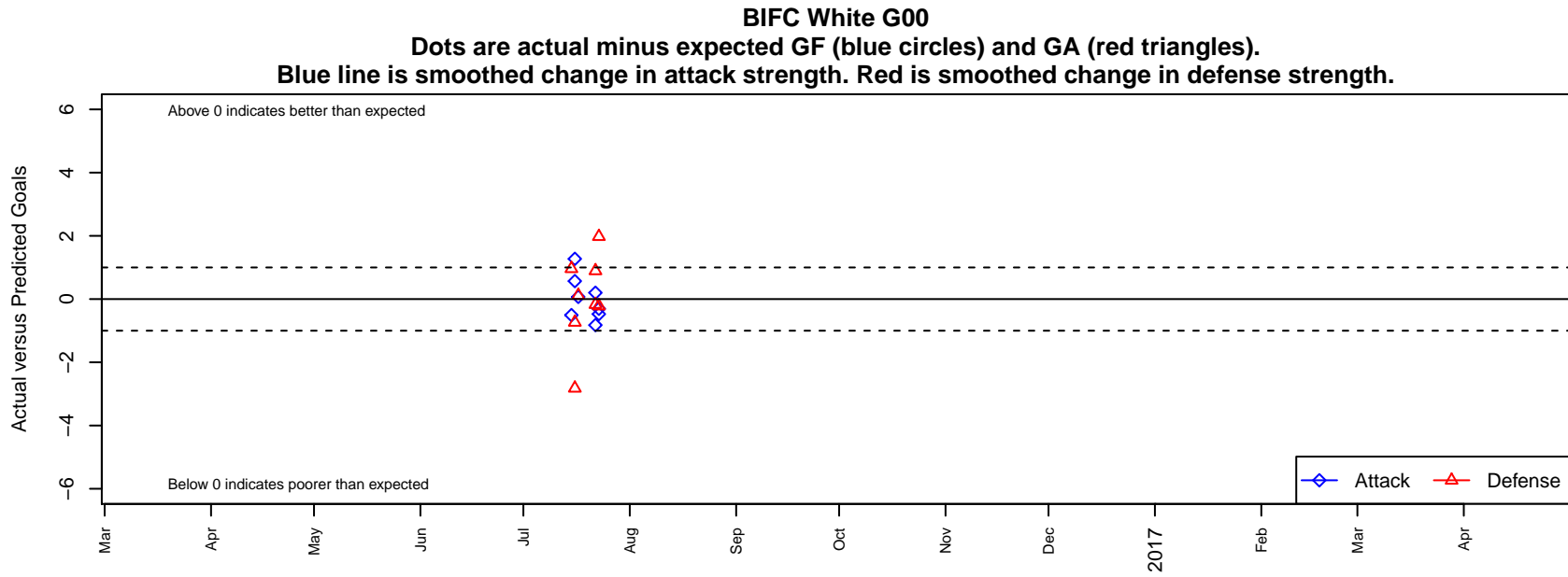


BIFC White G00

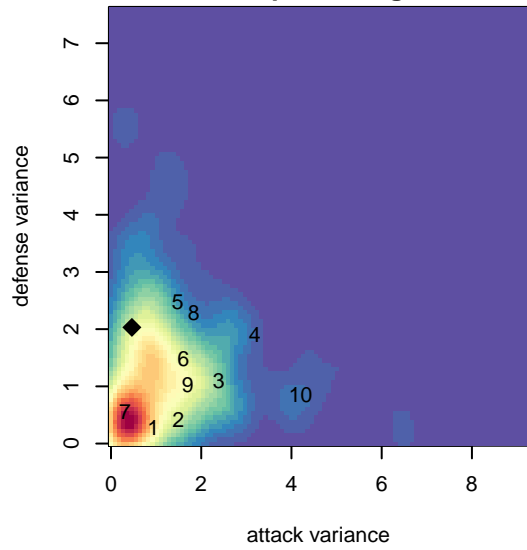
Bainbridge Island FC
Bainbridge, WA
G00 total strength=1310
attack=4.91 defense=6.99

alt names used:
Bainbridge Island FC White G00
BIFC G00 White

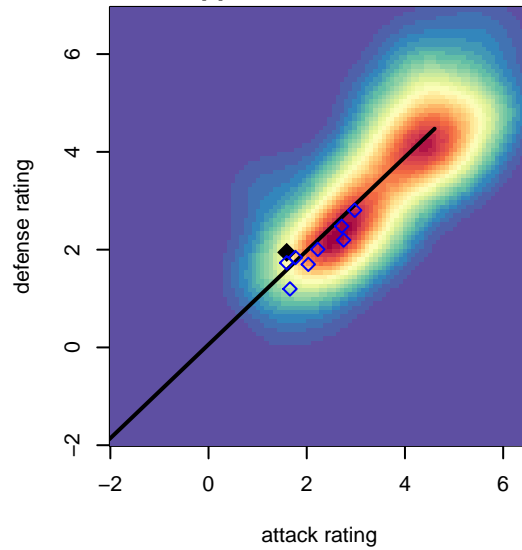
Venues played:
2016 KITG GU17 Green
2016 Crossfire Select U17 Silver



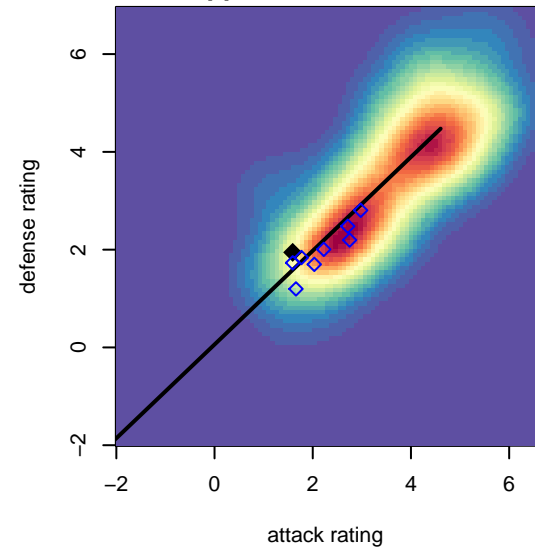
**attack and defense variance (black dot)
relative to other teams
and top 10 in region**



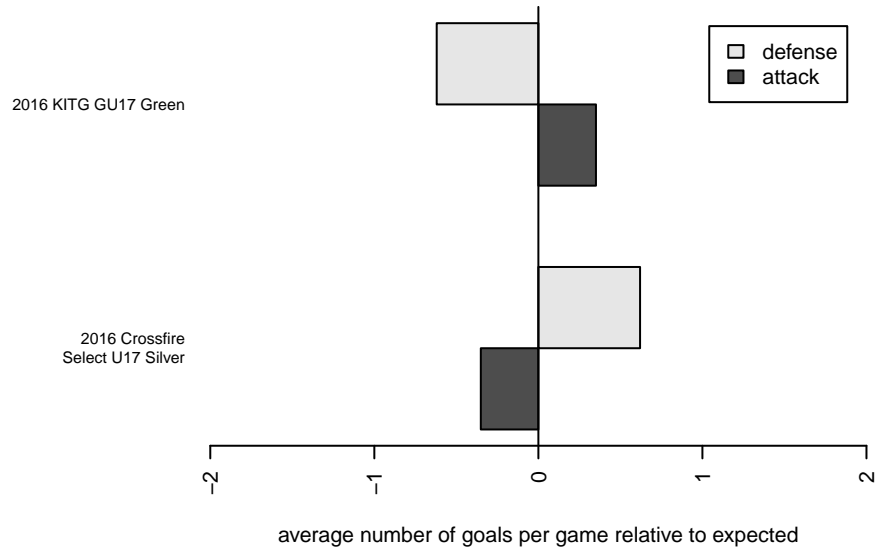
**attack and defense rating
relative to others at age
and all opponents in last 13 months**



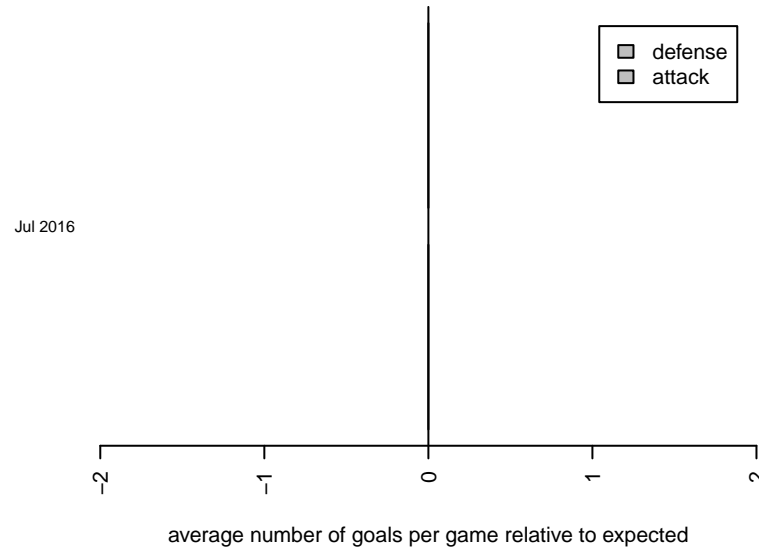
**attack and defense rating
relative to others at age
and all opponents in last 13 months**



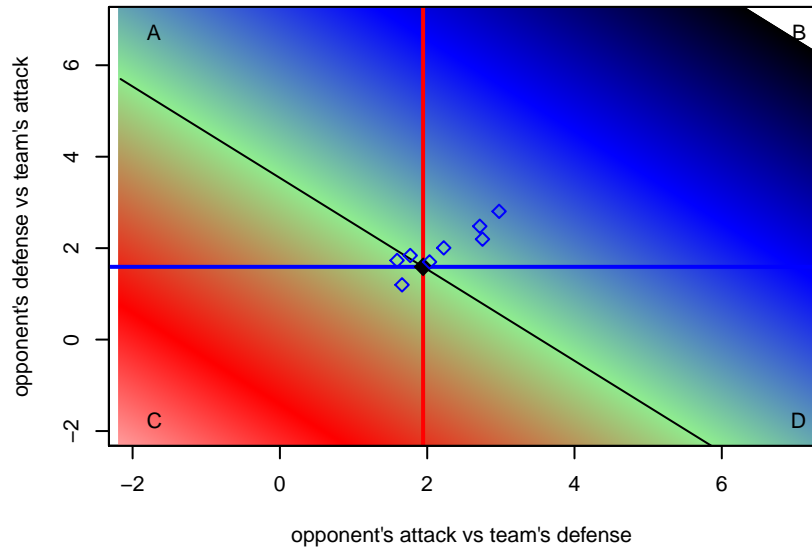
Performance relative to 13 month average



Performance relative to 13 month average



Distribution of opponents
 Red = Lose zone, Blue = Win zone, Green = Even
 Black line separates win/lose zones



lot. A=Neither has attack advantage, B=Opponent has both attack and defense advantage, C=Opponent has both attack and defense disadvantage, D=Both have

date	home		away		venue	pred.home	pred.away
2016-07-23	BIFC White G00	0	PCU Red G00	1	2016 Crossfire Select U17 Silver	0.31	2.98
2016-07-23	Silver FC Synergy G00	1	BIFC White G00	1	2016 Crossfire Select U17 Silver	0.78	1.47
2016-07-22	BIFC White G00	1	GS Surf C G00	0	2016 Crossfire Select U17 Silver	0.80	0.89
2016-07-22	Crossfire Select Metzger G00	1	BIFC White G00	0	2016 Crossfire Select U17 Silver	0.83	0.82
2016-07-17	BIFC White G00	1	NK Storm G00	1	2016 KITG GU17 Green	0.93	1.12
2016-07-16	Shoreline SC Verrou G00	2	BIFC White G00	2	2016 KITG GU17 Green	1.26	0.73
2016-07-16	CYSA Warriors G00	5	BIFC White G00	1	2016 KITG GU17 Green	2.18	0.43
2016-07-15	BIFC White G00	0	SGESC Fusion Navy G00	1	2016 KITG GU17 Green	0.51	1.96